

# UPPER VALLEY HAVEN FISCAL YEAR 2012

## APRIL 1, 2011 - MARCH 31, 2012

### CONDENSED STATEMENT OF ACTIVITIES

#### Support, Revenues and Gains:

Food Donations - In-kind gifts	\$856,418
Clothing Donations - In-kind gifts	\$169,500
Other In-kind gifts	\$10,415
Cash gifts	\$1,406,348
Grants	\$435,525
Tropical Storm Irene gifts	\$162,576
Investment Income/Realized & Unrealized Gains	\$91,715
Other Income	\$27,090
<b>TOTAL REVENUE</b>	<b>\$3,159,587</b>

#### Expenses:

Community Services including distribution of in-kind gifts	\$1,828,280
Shelter Services	\$1,036,126
Fundraising	\$283,297
General & Administrative	\$144,646
<b>TOTAL EXPENSES</b>	<b>\$3,292,349</b>

Net Assets, Beginning of Year	\$6,408,654
Net Assets, End of Year	\$6,275,892
Decrease in Net Assets	\$132,762

### CONDENSED STATEMENT OF FINANCIAL POSITION

#### Assets

Cash & Equivalents	\$619,744
Receivables	\$249,538
Prepaid Expenses	\$40,926
Investments at fair market value	\$1,582,217
Property, Plant & Equipment, net of depreciation	\$3,904,387
<b>TOTAL ASSETS</b>	<b>\$6,396,812</b>

#### Liabilities

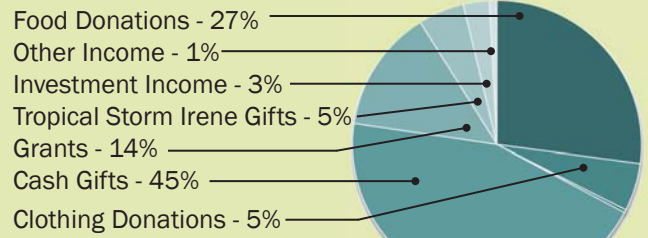
Accounts Payable & Accrued Expenses	\$94,282
Funds Held for Others	\$26,638
<b>TOTAL LIABILITIES</b>	<b>\$120,920</b>

#### Net Assets

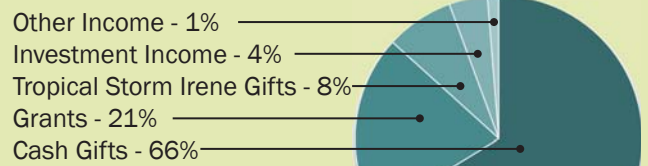
Permanently Restricted	\$105,500
Temporarily Restricted	\$303,652
Board-designated for long-term investment	\$1,469,073
Unrestricted	\$4,397,667
<b>TOTAL NET ASSETS</b>	<b>\$6,275,892</b>

**Total Liabilities and Net Assets** \$6,396,812

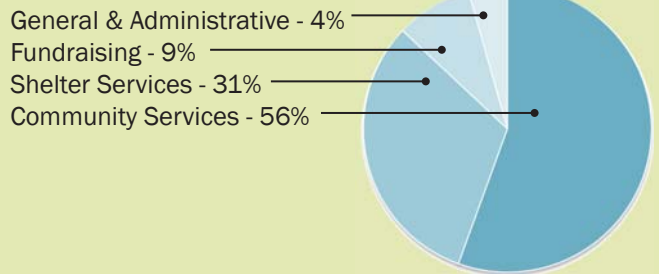
**Support, Revenues and Gains  
Cash and In-kind**



**Support, Revenues and Gains  
Cash Only**



**Expenses  
Cash and In-kind**



<b>FOOD</b>  Gave a week of food 33,015 times	<b>SHELTER</b>  100 Men 75 Women 67 Children	<b>COMMUNITY CASE MANAGEMENT</b>  4,401 People with basic needs Irene needs in 16 towns	<b>CLOTHING</b>  6,703 Visits	<b>CHILDREN'S LEARNING</b>  76 Children	<b>ADULT LEARNING</b>  140 Adults	<b>UPPER VALLEY HAVEN</b>  A Community of Caring
--	---	--	--	---	--	---